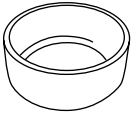



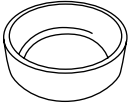
TORRE  
plant pot

Designer: Annina Gähwiler  
annina@postfossil.ch  
www.postfossil.ch

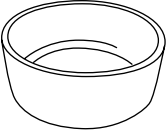





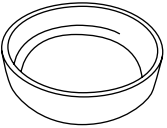
**A1** Stacking element  
Radius:  $\emptyset$  16cm  
Height: 7 cm



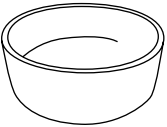
**A2** Stacking element  
Radius:  $\emptyset$  16cm  
Height: 5cm




**B1** Stacking element  
Radius:  $\emptyset$  23cm  
Height: 9cm



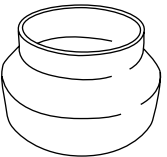
**B2** Stacking element  
Radius:  $\emptyset$  23cm  
Height: 6cm




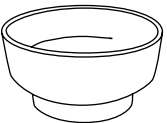
**C1** Base element  
Radius:  $\emptyset$  23cm  
Height: 9cm



**C2** Base element  
Radius:  $\emptyset$  16cm  
Height: 7cm



**D1** Conic element  
Radius:  $\emptyset$  23cm - 16cm  
Height: 15cm



**D2** Conic element  
Radius:  $\emptyset$  16cm - 23cm  
Height: 15cm